




# Mathematical Biology and Neuroscience

Original Research	Review Article	Short Communication
1-15	16-25	26-30
31-40	41-50	51-55
56-65	66-75	76-80
81-90	91-100	101-105
106-115	116-125	126-130
131-140	141-150	151-155
156-165	166-175	176-180
181-190	191-200	201-205
206-215	216-225	226-230
231-240	241-250	251-255
256-265	266-275	276-280
281-290	291-300	301-305
306-315	316-325	326-330
331-340	341-350	351-355
356-365	366-375	376-380
381-390	391-400	401-405
406-415	416-425	426-430
431-440	441-450	451-455
456-465	466-475	476-480
481-490	491-500	501-505
506-515	516-525	526-530
531-540	541-550	551-555
556-565	566-575	576-580
581-590	591-600	601-605
606-615	616-625	626-630
631-640	641-650	651-655
656-665	666-675	676-680
681-690	691-700	701-705
706-715	716-725	726-730
731-740	741-750	751-755
756-765	766-775	776-780
781-790	791-800	801-805
806-815	816-825	826-830
831-840	841-850	851-855
856-865	866-875	876-880
881-890	891-900	901-905
906-915	916-925	926-930
931-940	941-950	951-955
956-965	966-975	976-980
981-990	991-1000	





## USER

Username

Password

Remember me

[Reset Password](#)

Email

## INFORMATION

- [For Authors](#)

## JOURNAL CONTENT

Search

All

Browse

- [By Issue](#)
- [By Author](#)
- [By Title](#)

[Home](#) [About](#) [Table of Contents](#) [Editorial Board](#) [Author Guidelines](#)  
[Publication Ethics](#) [Editorial Workflow](#) [Contact](#)

Home > Announcements > Editorial Board

Editor-in-Chief:

[Lansun Chen](#), Chinese Academy of Sciences, China

Associate Editors:

[Marcos Amaku](#), Universidade de Sao Paulo, Brazil

[Ioannis P. Androulakis](#), The State University of New Jersey, USA

[Tiaza Bem](#), Institute of Biocybernetics and Biomedical Engineering, Poland

[Glenna C. L. Bett](#), State University of New York at Buffalo, USA

[Anuj Chauhan](#), University of Florida, USA

[Fengde Chen](#), Fuzhou University, China

[Ahmed Elaiw](#), King Abdulaziz University, Saudi Arabia

[Irina Erchova](#), Cardiff University, UK

[Wenjiang Fu](#), Michigan State University, USA

[Mladen Glavinovic](#), McGill University, Canada

[Hongjian Guo](#), Xinyang Normal University, China

[Stephen F. Hubbard](#), University of Dundee, UK

[Mahendra Kavdia](#), Wayne State University, USA

[Bing Liu](#), Anshan Normal University, China

[Maoxing Liu](#), North University of China, China

[Hasan Al-Nashash](#), American University of Sharjah, UAE

[Fahima Nekka](#), Université de Montréal, Canada

[Yongzhen Pei](#), Tianjin Polytechnic University, China

[Laurent Pezard](#), Aix-Marseille Université, France

[Mutasem O. Taha](#), University of Jordan, Jordan

[Zhihui Wang](#), University of Texas Health Science Center at Houston, USA

[Alexander Zelikovsky](#), Georgia State University, USA

[Hong Zhang](#), Jiangsu University, China

Managing Editors:

Fengde Chen, Yi Pan, Yongzhen Pei, Shi Shen, Yuan Tian, Kaifa Wang, Xia Wang

Commun. Math. Biol. Neurosci.

ISSN 2052-2541

Editorial Office: [office@scik.org](mailto:office@scik.org)

Copyright ©2022 CMBN



USER

Username

Password

Remember me

[Reset Password](#)

Email

INFORMATION

- [For Authors](#)

JOURNAL CONTENT

Search

All

Browse

- [By Issue](#)
- [By Author](#)
- [By Title](#)

Home > Archives > Vol 2021 (2021)

## Table of Contents

Zineb Rachik, Sara Bidah, Hamza Boutayeb, Omar Zakary, Mostafa Rachik <a href="#">Understanding the different objectives of information and their mutual impact: multi-information model</a> Commun. Math. Biol. Neurosci., 2021 (2021), Article ID 1	<a href="#">PDF</a>
Adesoye Idowu Abioye, Mfon David Umoh, Olumuyiwa James Peter, Helen Olaronke Edogbanya, Festus Abiodun Oguntolu, Oshinubi Kayode, Sylvanus Amadiogwu <a href="#">Forecasting of COVID-19 pandemic in Nigeria using real statistical data</a> Commun. Math. Biol. Neurosci., 2021 (2021), Article ID 2	<a href="#">PDF</a>
Puji Andayani, Lisa Risfana Sari <a href="#">The cell-to-cell transmission of Guillain-Barre syndromes: modeling and analysis</a> Commun. Math. Biol. Neurosci., 2021 (2021), Article ID 3	<a href="#">PDF</a>
Caglar Uyulan <a href="#">Development of LSTM&amp;CNN based hybrid deep learning model to classify motor imagery tasks</a> Commun. Math. Biol. Neurosci., 2021 (2021), Article ID 4	<a href="#">PDF</a>
Vilzati Juned, Yusra - <a href="#">Using fuzzy c-means algorithm to cluster human development index</a> Commun. Math. Biol. Neurosci., 2021 (2021), Article ID 5	<a href="#">PDF</a>
S. S. Safaai, S. L. Yap, S. V. Muniady, M. Ayaz Ahmad <a href="#">Some aspects of fluctuations dynamics of particles in dusty plasma</a> Commun. Math. Biol. Neurosci., 2021 (2021), Article ID 6	<a href="#">PDF</a>
Yaqing Rao, Dandan Hu, Gang Huang <a href="#">Dynamical analysis of COVID-19 epidemic model with individual mobility</a> Commun. Math. Biol. Neurosci., 2021 (2021), Article ID 7	<a href="#">PDF</a>
Windarto -, Eridani - <a href="#">Mathematical modelling of motorcycle sale competition in Indonesia</a> Commun. Math. Biol. Neurosci., 2021 (2021), Article ID 8	<a href="#">PDF</a>
Zineb Rachik, Sara Bidah, Hamza Boutayeb, Omar Zakary, Mostafa Rachik <a href="#">On the control of information and their objectives: multi-information model</a> Commun. Math. Biol. Neurosci., 2021 (2021), Article ID 9	<a href="#">PDF</a>
Nur Chamidah, Ari Widyanti, Fitri Trapsilawati, Utami Dyah Syafitri <a href="#">Local linear negative binomial nonparametric regression for predicting the number of speed violations on toll road: a theoretical discussion</a> Commun. Math. Biol. Neurosci., 2021 (2021), Article ID 10	<a href="#">PDF</a>
Titin Siswantining, Taufik Anwar, Devvi Sarwinda, Herley Shaori Al-Ash <a href="#">A novel centroid initialization in missing value imputation towards mixed datasets</a> Commun. Math. Biol. Neurosci., 2021 (2021), Article ID 11	<a href="#">PDF</a>
Dominic Otoo, Getachew Teshome Tilahun, Shaibu Osman, Getinet Alemayehu Wole <a href="#">Modeling the dynamics of tuberculosis with drug resistance in North Shoa Zone, Oromiya Regional State, Ethiopia</a> Commun. Math. Biol. Neurosci., 2021 (2021), Article ID 12	<a href="#">PDF</a>
Johnson De-Graft Ankamah, Eric Okyere, Sampson Takyi Appiah, Sacrifice Nana-Kyere <a href="#">Nonlinear dynamics of COVID-19 SEIR infection model with optimal control analysis</a> Commun. Math. Biol. Neurosci., 2021 (2021), Article ID 13	<a href="#">PDF</a>

<p>Isnani Darti, Ummu Habibah, Suci Astutik, Wuryansari Muharini Kusumawinahyu, Marsudi -, Agus Suryanto  <u>Comparison of phenomenological growth models in predicting cumulative number of COVID-19 cases in East Java Province, Indonesia</u>  Commun. Math. Biol. Neurosci., 2021 (2021), Article ID 14</p>	<a href="#">PDF</a>
<p>Debasish Bhattacharjee, Ankur Jyoti Kashyap, Hemanta Kumar Sarmah, Ranu Paul  <u>Dynamics in a ratio-dependent eco-epidemiological predator-prey model having cross species disease transmission</u>  Commun. Math. Biol. Neurosci., 2021 (2021), Article ID 15</p>	<a href="#">PDF</a>
<p>Hetty Rohayani, Harco Leslie Hendric Spits Warnars, Tuga Mauritsius, Edi Abdurrachman  <u>Wind speed forecasting in big data and machine learning: from presents, opportunities and future trends</u>  Commun. Math. Biol. Neurosci., 2021 (2021), Article ID 16</p>	<a href="#">PDF</a>
<p>Festus Abiodun Oguntolu, Gbolahan Bolarin, Olumuyiwa James Peter, Abdullah Idris Enagi, Kayode Oshinubi  <u>Mathematical model for the control of lymphatic filariasis transmission dynamics</u>  Commun. Math. Biol. Neurosci., 2021 (2021), Article ID 17</p>	<a href="#">PDF</a>
<p>Dipankar Sadhukhan  <u>A prey-predator model with Holling type IV response function under deterministic and stochastic environment</u>  Commun. Math. Biol. Neurosci., 2021 (2021), Article ID 18</p>	<a href="#">PDF</a>
<p>Eman Simbawa, Samia Aboushoushah  <u>Logistic growth model and modified versions for the cumulative number of confirmed cases of COVID-19 in Saudi Arabia</u>  Commun. Math. Biol. Neurosci., 2021 (2021), Article ID 19</p>	<a href="#">PDF</a>
<p>Meriksa Sembiring, Akhmad Rifai Lubis, Armaniar -  <u>Effective combination of palm oil plant waste and animal waste with bio-activator EM4 produces organic fertilizer</u>  Commun. Math. Biol. Neurosci., 2021 (2021), Article ID 20</p>	<a href="#">PDF</a>
<p>Abadi -, Rudianto Artiono, Budi Priyo Prawoto  <u>The dynamics of rubella virus with two-dose vaccination strategy</u>  Commun. Math. Biol. Neurosci., 2021 (2021), Article ID 21</p>	<a href="#">PDF</a>
<p>Hamza Boutayeb, Sara Bidah, Omar Zakary, Mustapha Lhous, Mostafa Rachik  <u>Automated optimal vaccination and travel-restriction controls with a discrete multi-region SIR epidemic model</u>  Commun. Math. Biol. Neurosci., 2021 (2021), Article ID 22</p>	<a href="#">PDF</a>
<p>I.G.N.M. Jaya, F. Kristiani, Y. Andriyana, B.N. Ruchjana  <u>Modeling dengue disease transmission for juvenile in Bandung, Indonesia</u>  Commun. Math. Biol. Neurosci., 2021 (2021), Article ID 23</p>	<a href="#">PDF</a>
<p>Leonid Shaikhet  <u>Stability of a nonlinear discrete-time model of information dissemination under stochastic perturbations</u>  Commun. Math. Biol. Neurosci., 2021 (2021), Article ID 24</p>	<a href="#">PDF</a>
<p>Kasbawati -, Rifaldy Atlant Tungga, Andi Kresna Jaya, Anisa Kalondeng  <u>A mathematical study of tuberculosis infections using a deterministic model in comparison with continuous Markov chain model</u>  Commun. Math. Biol. Neurosci., 2021 (2021), Article ID 25</p>	<a href="#">PDF</a>
<p>Nurvita Trianasari, I Made Sumertajaya, Erfiani -, I Wayan Mangku  <u>Bivariate beta mixture model with correlations</u>  Commun. Math. Biol. Neurosci., 2021 (2021), Article ID 26</p>	<a href="#">PDF</a>
<p>Carissa I. Pardamean, James W. Baurley, Bens Pardamean  <u>Pharmacotherapy based on medical genetics for smoking cessation</u>  Commun. Math. Biol. Neurosci., 2021 (2021), Article ID 27</p>	<a href="#">PDF</a>
<p>Marisa Rifada, Nur Chamidah, Vita Ratnasari, Purhadi -  <u>Estimation of nonparametric ordinal logistic regression model using local maximum likelihood estimation</u>  Commun. Math. Biol. Neurosci., 2021 (2021), Article ID 28</p>	<a href="#">PDF</a>
<p>Yetwale Hailu Workineh, Semu Mitiku Kassa  <u>Optimal control of the spread of meningitis: in the presence of behaviour change of the society and information dependent vaccination</u>  Commun. Math. Biol. Neurosci., 2021 (2021), Article ID 29</p>	<a href="#">PDF</a>

Dipo Aldila <a href="#">A superinfection model on malaria transmission: analysis on the invasion basic reproduction number</a> Commun. Math. Biol. Neurosci., 2021 (2021), Article ID 30	<a href="#">PDF</a>
Hamza Boutayeb, Sara Bidah, Omar Zakary, Mustapha Lhous, Mostafa Rachik <a href="#">On the optimal vaccination and travel-restriction controls with a discrete multi-region SIRS epidemic model</a> Commun. Math. Biol. Neurosci., 2021 (2021), Article ID 31	<a href="#">PDF</a>
Naina Arya, Palak Mrig, Sumit Kaur Bhatia, Sudipa Chauhan, Puneet Sharma <a href="#">Dynamical analysis of polluted prey-predator system with infected prey</a> Commun. Math. Biol. Neurosci., 2021 (2021), Article ID 32	<a href="#">PDF</a>
Mouhcine Naim, Ghassane Benrhmach, Fouad Lahmidi, Abdelwahed Namir <a href="#">Local stability of a fractional order sis epidemic model with specific nonlinear incidence rate and time delay</a> Commun. Math. Biol. Neurosci., 2021 (2021), Article ID 33	<a href="#">PDF</a>
Amine Alabkari, Khalid Adnaoui, Ahmed Kourrad, Abdelkarim Bennar <a href="#">Optimal control of a community violence model: community violence treated as a contagious disease</a> Commun. Math. Biol. Neurosci., 2021 (2021), Article ID 34	<a href="#">PDF</a>
Mohamed Elhia, Khalid Chokri, Meryem Alkama <a href="#">Optimal control and free optimal time problem for a COVID-19 model with saturated vaccination function</a> Commun. Math. Biol. Neurosci., 2021 (2021), Article ID 35	<a href="#">PDF</a>
Lunga Matsebula, Farai Nyabadza, Josiah Mushanyu <a href="#">Mathematical analysis of typhoid fever transmission dynamics with seasonality and fear</a> Commun. Math. Biol. Neurosci., 2021 (2021), Article ID 36	<a href="#">PDF</a>
Resa Septiani Pontoh, Solichatus Zahroh, Antony Akbar, Nabila Mahardika Jiwani, Neneng Sunengsih <a href="#">Children mental health in Bandung during COVID-19 pandemic: a cross-sectional study</a> Commun. Math. Biol. Neurosci., 2021 (2021), Article ID 37	<a href="#">PDF</a>
Saida Amine, El Mehdi Farah <a href="#">Global stability of HIV-1 and HIV-2 model with drug resistance compartment</a> Commun. Math. Biol. Neurosci., 2021 (2021), Article ID 38	<a href="#">PDF</a>
Nicholas Dominic, Daniel -, Tjeng Wawan Cenggoro, Arif Budiarto, Bens Pardamean <a href="#">Transfer learning using inception-ResNet-v2 model to the augmented neuroimages data for autism spectrum disorder classification</a> Commun. Math. Biol. Neurosci., 2021 (2021), Article ID 39	<a href="#">PDF</a>
Amine El Bhih, Adil El Alami Laaroussi, Rachid Ghazzali, Mostafa Rachik <a href="#">An optimal chemoprophylaxis and treatment control for a spatiotemporal tuberculosis model</a> Commun. Math. Biol. Neurosci., 2021 (2021), Article ID 40	<a href="#">PDF</a>
Anna Chadidjah, I.G.N.M. Jaya <a href="#">An evaluation of the log-transformed strategy for count data in ecological studies</a> Commun. Math. Biol. Neurosci., 2021 (2021), Article ID 41	<a href="#">PDF</a>
Alhadi Bustamam, Devvi Sarwinda, Radifa H. Paradisa, Andi Arus Victor, Anggun Rama Yudantha, Titin Siswantining <a href="#">Evaluation of convolutional neural network variants for diagnosis of diabetic retinopathy</a> Commun. Math. Biol. Neurosci., 2021 (2021), Article ID 42	<a href="#">PDF</a>
Dominic Otoo, Isaac Odoi Abeasi, Shaibu Osman, Elvis Kobina Donkoh <a href="#">Mathematical modeling and analysis of the dynamics of hepatitis B with optimal control</a> Commun. Math. Biol. Neurosci., 2021 (2021), Article ID 43	<a href="#">PDF</a>
Nurvita Trianasari, I Made Sumertajaya, Erfani -, I Wayan Mangku <a href="#">Application of beta mixture distribution in data on GPA proportion and course scores at the MBTI Telkom University</a> Commun. Math. Biol. Neurosci., 2021 (2021), Article ID 44	<a href="#">PDF</a>
Ahmed Kourrad, Amine Alabkari, Khalid Adnaoui, Omar Zakary, Youssef Tabit, Adil El Alami Laaroussi, Fouad Lahmidi <a href="#">A spatiotemporal model with optimal control for the novel</a>	<a href="#">PDF</a>

<a href="#">coronavirus epidemic in Wuhan, China</a> Commun. Math. Biol. Neurosci., 2021 (2021), Article ID 45	
Jonner Nainggolan, Fatmawati - <a href="#">Optimal prevention strategy of the type SIR COVID-19 spread model in Indonesia</a> Commun. Math. Biol. Neurosci., 2021 (2021), Article ID 46	<a href="#">PDF</a>
Delian hendardi, William Felix Josephen, Harco Leslie Hendric Spits Warnars, Edi Abdurrachman, Priati Assiroj, Achmad Imam Kistijantoro, Antoine Doucet <a href="#">Dragonfly algorithm in 2020: review</a> Commun. Math. Biol. Neurosci., 2021 (2021), Article ID 47	<a href="#">PDF</a>
Amera M. El-Masry, Ahmed H. Youssef, Mohamed R. Abonazel <a href="#">Using logit panel data modeling to study important factors affecting delayed completion of adjuvant chemotherapy for breast cancer patients</a> Commun. Math. Biol. Neurosci., 2021 (2021), Article ID 48	<a href="#">PDF</a>
Sigit Susanto Putro, Firmansyah Adiputra, Eka Mala Sari Rochman, Aeri Rachmad, Muhammad Ali Syakur, Satria Bayu Seta <a href="#">Comparison of SAW and WP methods to determine the best agricultural land</a> Commun. Math. Biol. Neurosci., 2021 (2021), Article ID 49	<a href="#">PDF</a>
Rachik Zineb, Bidah Sara, Boutayeb Hamza, Zakary Omar, Rachik Mostafa <a href="#">Extended optimal feedback control of information dissemination in online environments</a> Commun. Math. Biol. Neurosci., 2021 (2021), Article ID 50	<a href="#">PDF</a>
Ratna Dwi Christyanti, Adymas Putro Utomo, Siti Aisyah, Toto Nusantara, Vita Kusumasari <a href="#">A simulation of SIMV host - vector dengue model</a> Commun. Math. Biol. Neurosci., 2021 (2021), Article ID 51	<a href="#">PDF</a>
Ilyas Sitli, Mouhcine Naim, Fouad Lahmidi, Abdelwahed Namir <a href="#">On the controllability and observability of positive nonlinear continuous systems</a> Commun. Math. Biol. Neurosci., 2021 (2021), Article ID 52	<a href="#">PDF</a>
Lahbib Benahmadi, Mustapha Lhous, Abdessamad Tridane <a href="#">Mathematical modeling of COVID-19 in Morocco and the impact of controlling measures</a> Commun. Math. Biol. Neurosci., 2021 (2021), Article ID 53	<a href="#">PDF</a>
Rahmi Lubis, Zahrotur Rusyda Hinduan, Ratna Jatnika, Hendriati Agustiani <a href="#">Addressing the indirect effects family function towards sexual intention on high school student</a> Commun. Math. Biol. Neurosci., 2021 (2021), Article ID 54	<a href="#">PDF</a>
Mohamed R. Abonazel, Sayed M. El-sayed, Omnia M. Saber <a href="#">Performance of robust count regression estimators in the case of overdispersion, zero inflated, and outliers: simulation study and application to German health data</a> Commun. Math. Biol. Neurosci., 2021 (2021), Article ID 55	<a href="#">PDF</a>
Dominic Otoo, Shaibu Osman, Stephen Atta Poku, Elvis Kobina Donkoh <a href="#">A deterministic model for the transmission dynamics of tuberculosis (TB) with optimal control</a> Commun. Math. Biol. Neurosci., 2021 (2021), Article ID 56	<a href="#">PDF</a>
Ghassane Benrhmach, Khalil Namir, Jamal Bouyaghroumni, Abdelwahed Namir <a href="#">On the impact of vaccination campaigns and social distancing in the control of the novel coronavirus outbreaks</a> Commun. Math. Biol. Neurosci., 2021 (2021), Article ID 57	<a href="#">PDF</a>
Neneng Sunengsih, I.G.N.M. Jaya <a href="#">A Bayesian spatiotemporal autoregressive model with constant and temporally varying coefficients: an application to hotspot detection of childhood tuberculosis in Bandung City, Indonesia</a> Commun. Math. Biol. Neurosci., 2021 (2021), Article ID 58	<a href="#">PDF</a>
Rizka Amalia, Alhadi Bustamam, Anggun Rama Yudantha, Andi Arus Victor <a href="#">Diabetic retinopathy detection and captioning based on lesion features using deep learning approach</a> Commun. Math. Biol. Neurosci., 2021 (2021), Article ID 59	<a href="#">PDF</a>
Ma'rufah Hayati, Aji Hamim Wigena, Anik Djuraidah, Anang Kurnia <a href="#">A new approach to statistical downscaling using Tweedie compound Poisson gamma response and lasso regularization</a> Commun. Math. Biol. Neurosci., 2021 (2021), Article ID 60	<a href="#">PDF</a>

Fuad A. Awwad, Brian J. Francis, Mohamed R. Abonazel <u>Down syndrome, temporal variation and fallout radiation revisited: statistical evidence</u> Commun. Math. Biol. Neurosci., 2021 (2021), Article ID 61	<a href="#">PDF</a>
Ferdian Agustiana, Muhtosim Arief, Asnan Furinto, Mohammad Hamsal <u>Building airport collaboration model based on dynamic capability and environmental dynamism</u> Commun. Math. Biol. Neurosci., 2021 (2021), Article ID 62	<a href="#">PDF</a>
Hasan S. Panigoro, Agus Suryanto, Wuryansari Muharini Kusumawinahyu, Isnani Darti <u>Global stability of a fractional-order Gause-type predator-prey model with threshold harvesting policy in predator</u> Commun. Math. Biol. Neurosci., 2021 (2021), Article ID 63	<a href="#">PDF</a>
Titin Siswantining, Alhadi Bustamam, Olivia Swasti, Herley Shaori Al-Ash <u>Analysis and prediction of protein interactions between HIV-1 protein and human protein using LCM-MBC algorithm combined with association rule mining</u> Commun. Math. Biol. Neurosci., 2021 (2021), Article ID 64	<a href="#">PDF</a>
Thammarat Panityakul, Ronnason Chinram, Wandee Wanishsakpong <u>Efficiency proportion estimations for Thai people infected coronavirus 2019 (COVID-19) in Thailand by Jackknifing method and bootstrapping method</u> Commun. Math. Biol. Neurosci., 2021 (2021), Article ID 65	<a href="#">PDF</a>
Fatmawati -, H. Tasman, U.D. Purwati, F.F. Herdicho, C.W. Chukwu <u>An optimal control problem of malaria model with seasonality effect using real data</u> Commun. Math. Biol. Neurosci., 2021 (2021), Article ID 66	<a href="#">PDF</a>
Vasileios Papageorgiou, George Tsaklidis <u>Modeling of premature mortality rates from chronic diseases in Europe. investigation of correlations, clustering and granger causality</u> Commun. Math. Biol. Neurosci., 2021 (2021), Article ID 67	<a href="#">PDF</a>
Y. Baala, M. Rachik <u>Discrete mathematical modeling and optimal control for Bayoud disease of date palm</u> Commun. Math. Biol. Neurosci., 2021 (2021), Article ID 68	<a href="#">PDF</a>
Ro'fah Nur Rachmawati, Derwin Suhartono, Anita Rahayu <u>Mapping sub-districts-level and predicting spatial spread of COVID-19 death case in Jakarta</u> Commun. Math. Biol. Neurosci., 2021 (2021), Article ID 69	<a href="#">PDF</a>
Eka Mala Sari Rochman, Wahyudi Agustiono, Nita Suryani, Aeri Rachmad <u>Comparison between the backpropagation and single exponential smoothing method in sugar production forecasting case</u> Commun. Math. Biol. Neurosci., 2021 (2021), Article ID 70	<a href="#">PDF</a>
Priati Assiroj, Harco Leslie Hendric Spits Warnars, Edi Abdurachman, Achmad Imam Kistijantoro, Antoine Doucet <u>Fingerprint identification with memetic algorithm and high-performance computing memetic algorithm (HPCMA)</u> Commun. Math. Biol. Neurosci., 2021 (2021), Article ID 71	<a href="#">PDF</a>
Hassan F. AL-Husseiny, Nidhal F. Ali, Ahmed A. Mohsen <u>The effect of epidemic disease outbreaks on the dynamic behavior of a prey-predator model with Holling type II functional response</u> Commun. Math. Biol. Neurosci., 2021 (2021), Article ID 72	<a href="#">PDF</a>
Amin Tohari, Nur Chamidah, Fatmawati -, Budi Lestari <u>Modelling the number of HIV and aids cases in East Java using biresponse multipredictor negative binomial regression based on local linear estimator</u> Commun. Math. Biol. Neurosci., 2021 (2021), Article ID 73	<a href="#">PDF</a>
Resa Septiani Pontoh, Fanny Salsabila, Farin Cyntiya Garini, Rahmalisa Aulia Fatharani, Solichatus Zahroh, Enny Supartini <u>Clustering of fishery management areas based on the level of utilization in Indonesia</u> Commun. Math. Biol. Neurosci., 2021 (2021), Article ID 74	<a href="#">PDF</a>
Prasnurzaki Anki, Alhadi Bustamam, Rinaldi Anwar Buyung <u>Looking for the link between the causes of the COVID-19 disease using the multi-model application</u> Commun. Math. Biol. Neurosci., 2021 (2021), Article ID 75	<a href="#">PDF</a>
Mariem Elkaf, Adil Meskaf, Karam Allali	<a href="#">PDF</a>

<a href="#">Dynamics of cancer cells with immunotherapy and virotherapy</a> Commun. Math. Biol. Neurosci., 2021 (2021), Article ID 76	
Hasan S. Panigoro, Emli Rahmi, Novianita Achmad, Sri Lestari Mahmud, R. Resmawan, Agusyarif Rezka Nuha <a href="#">A discrete-time fractional-order Rosenzweig-MacArthur predator-prey model involving prey refuge</a> Commun. Math. Biol. Neurosci., 2021 (2021), Article ID 77	<a href="#">PDF</a>
Issaka Haruna, Haileyesus Tessema Alemneh, Getachew Teshome Tilahun <a href="#">The effect of quarantine and treatment in COVID-19 transmission: from mathematical modeling perspective</a> Commun. Math. Biol. Neurosci., 2021 (2021), Article ID 78	<a href="#">PDF</a>
Enoch Deyaka Mwini, Winnie Mokeira Onsongo, Alfred Asiwome Adu <a href="#">Survival analysis of average time to justice delivery in the Northern Region of Ghana</a> Commun. Math. Biol. Neurosci., 2021 (2021), Article ID 79	<a href="#">PDF</a>
Mohamed Yasser Sahnoune, Khadija Akdim, Adil Ez-Zetouni, Mehdi Zahid <a href="#">A virus dynamics model for information diffusion in online social networks</a> Commun. Math. Biol. Neurosci., 2021 (2021), Article ID 80	<a href="#">PDF</a>
Zakaria Khatar, Dounia Bentaleb, Omar Bouattane <a href="#">Analysis of a new SIR-M epidemic model with infection during transport</a> Commun. Math. Biol. Neurosci., 2021 (2021), Article ID 81	<a href="#">PDF</a>
Vievien Abigail Damu Djara, I.G.N.M. Jaya <a href="#">The spatial econometrics of stunting toddlers in Nusa Tenggara Timur Province 2019</a> Commun. Math. Biol. Neurosci., 2021 (2021), Article ID 82	<a href="#">PDF</a>
Joshua A. Mwasunda, Jacob I. Irunde, Damian Kajunguri, Dmitry Kuznetsov <a href="#">Optimal control and cost-effectiveness analysis of taeniasis and cysticercosis in humans, pigs and cattle</a> Commun. Math. Biol. Neurosci., 2021 (2021), Article ID 83	<a href="#">PDF</a>
Zakaria Hajhouji, Majda El Younoussi, Khalid Hattaf, Noura Youfi <a href="#">A numerical method for a diffusive HBV infection model with multi-delays and two modes of transmission</a> Commun. Math. Biol. Neurosci., 2021 (2021), Article ID 84	<a href="#">PDF</a>
Maba Boniface Matadi <a href="#">Jacoby last multiplier and group theoretic approaches to a model describing breast cancer stem cells</a> Commun. Math. Biol. Neurosci., 2021 (2021), Article ID 85	<a href="#">PDF</a>
Sri Winarni, Sapto Wahyu Indratno, Kurnia Novita Sari <a href="#">Character of images development on Gaussian copula model using distribution of cumulative distribution function</a> Commun. Math. Biol. Neurosci., 2021 (2021), Article ID 86	<a href="#">PDF</a>
Bevina D. Handari, Immanuel M. S. Niman, Abdullah Hasan, Jusup R. P. Purba, Gatot F. Hertono <a href="#">Comparison of Elman neural network, long short-term memory, and gated recurrent unit in predicting dengue hemorrhagic fever at DKI Jakarta</a> Commun. Math. Biol. Neurosci., 2021 (2021), Article ID 87	<a href="#">PDF</a>
Lahcen El Youssoufi, Bouchaib Khajji, Omar Balatif, Mostafa Rachik <a href="#">A discrete mathematical modeling for drinking alcohol model resulting in road accidents and violence: an optimal control approach</a> Commun. Math. Biol. Neurosci., 2021 (2021), Article ID 88	<a href="#">PDF</a>
Nada Chakhim, Mohamed Louzar, Mohammed Alaoui <a href="#">A new approach to improve optimizer performance through algorithms diversification for image reconstruction in diffuse optical tomography</a> Commun. Math. Biol. Neurosci., 2021 (2021), Article ID 89	<a href="#">PDF</a>
Novi Hidayat Pusponegoro, Anang Kurnia, Khairil Anwar Notodiputro, Agus Mohamad Soleh, Erni Tri Astuti <a href="#">Area specific effects selection of small area estimation for construction of regional consumer price indices in Indonesia</a> Commun. Math. Biol. Neurosci., 2021 (2021), Article ID 90	<a href="#">PDF</a>
Faouzi Marzouki, Omar Bouattane <a href="#">Structural knowledge analysis and modeling of multimorbidity using graph theory based techniques</a> Commun. Math. Biol. Neurosci., 2021 (2021), Article ID 91	<a href="#">PDF</a>



- Yeni Kustiyahningsih, Eza Rahmanita, Purbandini -, Aeri Rachmad, Jaka Purnama  
[Integration interval type-2 FAHP-FTOPSIS group decision-making problems for salt farmer recommendation](#)  
Commun. Math. Biol. Neurosci., 2021 (2021), Article ID 92 [PDF](#)
- Mayowa M. Ojo, Emile Franc Doungmo Goufo  
[Assessing the impact of control interventions and awareness on malaria: a mathematical modeling approach](#)  
Commun. Math. Biol. Neurosci., 2021 (2021), Article ID 93 [PDF](#)
- Trisilowati -, Rosida Dwi Hastuti, Isnani Darti, Agus Suryanto  
[On the implementation of a variational iteration method for a SEIQR COVID-19 epidemic model](#)  
Commun. Math. Biol. Neurosci., 2021 (2021), Article ID 94 [PDF](#)
- Devie Rosa Anamisa, Aeri Rachmad, Muhammad Yusuf, Achmad Jauhari, Rhezha Dwi Taufiq Erdiansa, Mohammad Yanuar Hariyawan  
[Classification of diseases for rice plant based on Naive Bayes classifier with a combination of PROMETHEE](#)  
Commun. Math. Biol. Neurosci., 2021 (2021), Article ID 95 [PDF](#)
- Payal Rana, Kuldeep Chaudhary, Sudipa Chauhan  
[Dynamical analysis and optimal control problem of impact of vaccine awareness programs on epidemic system](#)  
Commun. Math. Biol. Neurosci., 2021 (2021), Article ID 96 [PDF](#)

Commun. Math. Biol. Neurosci.

ISSN 2052-2541

Editorial Office: [office@scik.org](mailto:office@scik.org)

Copyright ©2022 CMBN



Available online at <http://scik.org>

Commun. Math. Biol. Neurosci. 2021, 2021:73

<https://doi.org/10.28919/cmbn/5652>

ISSN: 2052-2541

## **MODELLING THE NUMBER OF HIV AND AIDS CASES IN EAST JAVA USING BIRESPONSE MULTIPREDICTOR NEGATIVE BINOMIAL REGRESSION BASED ON LOCAL LINEAR ESTIMATOR**

AMIN TOHARI<sup>1</sup>, NUR CHAMIDAH<sup>2,4,\*</sup>, FATMAWATI<sup>2</sup>, BUDI LESTARI<sup>3,4</sup>

<sup>1</sup>Faculty of Economic and Business, PGRI Nusantara University of Kediri, Indonesia

<sup>2</sup>Department of Mathematics, Faculty of Science and Technology, Airlangga University, Indonesia

<sup>3</sup>Department of Mathematics, Faculty of Mathematics and Natural Science, The University of Jember, Indonesia

<sup>4</sup>Research Group of Statistical Modeling in Life Science, Fac. Sci. & Tech., Airlangga University, Indonesia

Copyright © 2021 the author(s). This is an open access article distributed under the Creative Commons Attribution License, which permits unrestricted use, distribution, and reproduction in any medium, provided the original work is properly cited.

**Abstract:** A virus which attacks the CD4 lymphocytes of the immune system is called human immunodeficiency virus (HIV). If HIV is not addressed then the disease will develop into acquired immunodeficiency syndrome (AIDS). It means that HIV is the cause behind the AIDS infection. Indonesia has been classified into countries where HIV infection rates are high enough since 2006. East Java province was one of six other provinces in Indonesia entering endemic regions other than Jakarta, Papua, West Java, Riau and Bali. The our interest cases namely the number of HIV and AIDS cases in East Java, are two things that correlate with each other. They are categorized into discrete variables. Therefore, this study aims to model the our interest cases with both drug users and percentage of contraceptive users by using local linear Biresponse Multipredictor Negative Binomial (BMNB) regression model approach. By using maximum likelihood cross validation (MLCV) method, we obtain optimal

---

\*Corresponding author

E-mail address: [nur-c@fst.unair.ac.id](mailto:nur-c@fst.unair.ac.id)

Received March 6, 2021

bandwidth of first predictor variable (drug users) and second predictor variable (percentage of contraceptive users), i.e., 30 and 2.5, respectively. We get deviance values of 0.473 for local linear BMNB regression model approach and of 4.4822 for parametric regression model approach. It means that for modeling the our interest cases, the use of local linear BMNB regression model approach is better than the use of parametric regression model approach.

**Keywords:** HIV and AIDS; percentage of drug and contraceptive users; local linear BMNB regression model.

**2010 AMS Subject Classification:** 62G05, 62G08, 62J05, 62P10.

## 1. INTRODUCTION

The millennium development goals (MDGs) are global paradigm for development of 189 United Nations (UN) member states proclaimed in September 2000 in the Millennium Summit in New York. These MDGs generate 8 main objectives to be achieved in 2015. One of all is fighting against both virus of human immunodeficiency namely HIV and syndrome of acquired immunodeficiency namely AIDS [1]. The AIDS is a chronic disease which arises due to inclusion of an infection caused by a virus called HIV.

The HIV and AIDS problems have become a global health issue. In Indonesia, the HIV and AIDS have been registered by 433 (84.2 percent) in 514 districts/cities in 34 provinces since it was first discovered until June 2018 [2]. East Java Province was one among six other provinces entering endemic regions other than Jakarta, Papua, West Java, Riau and Bali. Up to December 2018, the number of cases reported in East Java were 920 for AIDS and 8885 for HIV where 193 (2.8 percent) of them died. It was actually much smaller than the numbers actually happened. The results of estimation until 2019 showed that the estimated number of HIV sufferers in East Java reached 63,581 people. In Addition, since September 2013, East Java province was set as HIV prevalence area that was concentrated along five provinces, i.e. Jakarta, Papua, Bali, Riau and West Java [3].

One cause of the increasing HIV and AIDS sufferers was the use of unsterile needles in drug addicts [4]. Using drugs injection associates with HIV and AIDS infections that affects global morbidity and mortality [5]. The use of contraception is a well-known determinant of indicators

of HIV prevalence in the country that plays an important role in preventing the transmission of HIV [6]. Family planning for effective modern contraception is an important intervention for preventing unwanted pregnancies which also benefits from a private, family, and social [7]. Contraception is also the most cost-effective strategy for reducing the burden of HIV transmission from mother to child for women living with HIV who want to prevent pregnancy.

A data about our interest cases in the province of East Java were a count data. The HIV and AIDS cases are correlated to each other, so that the data was considered to have a high correlation. Model of our interest cases with drug users and the percentage of contraceptive users was performed and analyzed by regression analysis. Regression analysis is an analysis method for determining how responses and predictors variables relate functionally. Response variables in the regression analysis are to be able to continuous or discrete. For discrete response variable case, we can use Poisson regression model approach by assuming mean of response variable equals to its variance. It is called as equi-dispersion case. But, in fact, this assumption is often not met because the variance could be less than the mean that is called as under-dispersion case, and otherwise referred to as a case of over-dispersion. The use of negative binomial regression (NBR) model can be the solution to this over-dispersion [8]. The our interest cases are to be data distributed bivariate Poisson. However, some cases in the count data such as the our interest cases frequently shows over-dispersion condition. Therefore, in this study, the local linear BMNB regression model that contents two responses and two predictors is applied to analyze data of the our interest cases. As we know from many references, the analyzing data using regression model consists of parametric and nonparametric regression models approaches. In the model of parametric regression, its regression function type is known, and the relationship between dependent variable and independent variable follows a certain curve. While, nonparametric regression approach is used when the relationship between these variables does not follow a specific pattern but it is only assumed to be continuous and differentiable.

The regression models of parametric have been studied by several researchers. Some of them are [9–11]. Also, there are several researchers who have studied continuous response

nonparametric regression in cases of biresponse and multiresponse, for examples researchers [12-22] used local linear, local polynomial, spline, and kernel estimators for real cases data using biresponse models, and researchers [23-33] used local linear, local polynomial, spline and kernel estimators for real cases data using multiresponse models. Whereas the nonparametric regressions of discrete responses have not been developed, such studies include the kernel estimator by [34]; spline estimator by [35]; kernel estimator by [36]; local linear estimator by [37]; and local polynomial estimator in Generalized Poisson regression model by [38].

Lately, many studies have developed modeling the our interest cases by using NBR model approach. Some of these studies are the use of biresponse NBR for modeling the our interest cases in Indonesia with one predictor namely the percentage of drug users by [39]; the use of local linear biresponse NBR for modeling the our interest cases in Indonesia with one predictor namely the percentage of drug users by [40]; the use of local linear biresponse NBR for modeling the our interest cases in East Java with one predictor namely the percentage of drug users by [41]. All researches mentioned above have not discussed the local linear NBR with more than one predictor variable. Therefore, in this study, we develop the local linear NBR into local linear biresponse multipredictor NBR called as local linear BMNB regression to model the our interest cases in East Java with two predictors namely percentage of drug users and percentage of contraceptive users.

## **2. PRELIMINARIES**

In this section, we give short descriptions of biresponse NBR function, model of biresponse multipredictor nonparametric regression based on local linear, local likelihood estimator, data and analysis steps that would be used in this study.

### **2.1. Biresponse NBR Function**

A negative binomial regression (NBR) that has correlated two response variables is called biresponse NBR. Let  $Y_{1i}$  and  $Y_{2i}$  for  $i = 1, 2, \dots, n$  are random variables that have

Poisson-Gamma mixture distribution. Joint probability function of the biresponse negative binomial is as follows [42]:

$$(1) \quad f(y_1, y_2) = \frac{\Gamma\left(\frac{1}{\alpha} + y_1 + y_2\right)}{\Gamma\left(\frac{1}{\alpha}\right)\Gamma(y_1+1)\Gamma(y_2+1)} \mu_1^{y_1} \mu_2^{y_2} \alpha^{-\frac{1}{\alpha}} \left(\frac{1}{\alpha} + y_1 + y_2\right)^{-\left(\frac{1}{\alpha} + y_1 + y_2\right)}, y = 0, 1, 2, \dots$$

where  $(\alpha \geq 0)$  is the dispersion parameter.

Based on the equation (1), the random variables  $Y_1$  and  $Y_2$  have the expectation, variance and correlation as follows:

$$(2) \quad E(Y_r) = \mu_r, \quad r = 1, 2; \quad Var(Y_r) = \mu_r(1 + \alpha\mu_r), \quad r = 1, 2 \quad \text{and}$$

$$Corr(Y_1, Y_2) = \sqrt{\frac{\alpha^2 \mu_1 \mu_2}{(1 + \alpha\mu_1)(1 + \alpha\mu_2)}}, \quad \text{respectively.}$$

Suppose given pairs of data  $(\tilde{x}_i, y_{1i}, y_{2i})$ , where  $\tilde{x}_i = (x_{1i}, x_{2i}, \dots, x_{pi})^T$ , and  $y_{1i}$  and  $y_{2i}$  are discrete type of response variable with  $n$  sized random sample assumed to have biresponse negative binomial distribution. The biresponse NBR function is given as follows:

$$(3) \quad f(y_{1i}, y_{2i} | \tilde{x}_i) = \frac{\Gamma\left(\frac{1}{\alpha} + y_{1i} + y_{2i}\right)}{\Gamma\left(\frac{1}{\alpha}\right)\Gamma(y_{1i}+1)\Gamma(y_{2i}+1)} [\mu_1(\tilde{x}_i)]^{y_{1i}} [\mu_2(\tilde{x}_i)]^{y_{2i}} \alpha^{-\frac{1}{\alpha}} \left(\frac{1}{\alpha} + y_{1i} + y_{2i}\right)^{-\left(\frac{1}{\alpha} + y_{1i} + y_{2i}\right)}$$

where  $\mu_{1i} = \exp(\tilde{x}_i^T \beta_1)$  and  $\mu_{2i} = \exp(\tilde{x}_i^T \beta_2)$ .

**2.2. Model of Biresponse Multipredictor Nonparametric Regression Based on Local Linear Regression** model of nonparametric is a statistical model where the shape of its regression function is uncertain or no prior knowledge about regression function collected to draw how the response and predictor variables associate functionally.

Relationship between response variable  $y$  and predictor variable  $x$  can be expressed in the following model:

$$(4) \quad y_i = g(x_i) + \varepsilon_i, \quad i = 1, 2, \dots, n$$

for a regression function  $g(x_i)$  that will be estimated and it is assumed to be smooth. This assumption guarantees more flexible in estimating the regression function.

As an extension of equation (4) is BMNB regression model that given as follows:

$$(5) \quad y_{ri} = g_r(x_i) + \varepsilon_{ri}, \quad i = 1, 2, \dots, n \text{ and } r = 1, 2$$

for an unknown smooth regression function  $g_r(x_i)$ . Thus, for  $x_i$  the vicinity  $x_0$ , can be approximated locally by Taylor expansion with a degree polynomial of one as follows:

$$g_1(x_i) \approx g_1(x_0) + g_1^{(1)}(x_0)(x_i - x_0)^1 + \frac{g_1^{(2)}(x_0)(x_i - x_0)^2}{2!} + \dots + \frac{g_1^{(d_1)}(x_0)(x_i - x_0)^{d_1}}{d_1!}$$

$$g_2(x_i) \approx g_2(x_0) + g_2^{(1)}(x_0)(x_i - x_0)^1 + \frac{g_2^{(2)}(x_0)(x_i - x_0)^2}{2!} + \dots + \frac{g_2^{(d_2)}(x_0)(x_i - x_0)^{d_2}}{d_2!}$$

or in generally we can write it as follows:

$$(6) \quad g_r(x_i) \approx \beta_{r0}(x_0) + \beta_{r1}(x_0)(x_i - x_0)^1 + \beta_{r2}(x_0)(x_i - x_0)^2 + \dots + \beta_{rd_r}(x_0)(x_i - x_0)^{d_r}; \quad r = 1, 2$$

where

$$\beta_{rv}(x_0) = \frac{g_r^{(v)}(x_0)}{v!}; \quad v = 0, 1, 2, \dots, d_r.$$

Next, estimator for parameter  $\beta$  is  $\hat{\beta}$ , that can be obtained by taking a sample pairs  $(x_i, y_i)$  of  $n$  samples and using the weighted least squares (WLS) method by means of minimizing the following equation:

$$(7) \quad \sum_{i=1}^n \left\{ y_i - [\beta_0(x_0) + \beta_1(x_0)(x_i - x_0)] \right\}^2 K_h(x_i - x_0); \quad i = 1, 2, \dots, n$$

for a kernel function  $K_h(\cdot)$  with bandwidth  $h$  that is defined as follows [43]:

$$(8) \quad K_h(u) = \frac{1}{h} K\left(\frac{u}{h}\right); \quad -\infty < u < \infty, \quad h > 0.$$

The Kernel function has a role as the weight of the data around  $x_0$ .

Based on equation (8) with  $n$  observations dan  $p$  predictor variables, the multivariate kernel function can be written as follows [44]:

$$(9) \quad K_{\mathbf{h}}(x_j - X_{ij}) = \prod_{j=1}^p \frac{1}{h_j} K\left(\frac{x_j - X_{ij}}{h_j}\right)$$

where  $\mathbf{h} = (h_1, h_2, \dots, h_p)$  .

Bandwidth  $h$  is a constant and as a positive valued smoothing parameter that is used to control the balance between the smoothness of curves and compatible use of the data. If the value of the bandwidth is too small, it will lead to rough estimates obtained curve and a large variance, whereas if we choose a large bandwidth, the estimated value gives smoother curve, but it provides great consequence biased value. Therefore, we need an optimal bandwidth value. One method for selecting the optimal bandwidth that is used in regression model of nonparametric with discrete response variable is maximum likelihood cross validation (MLCV) method. If  $\hat{g}_{-i}(x)$  is an estimate of the regression function at point  $x_i$  without including the  $i^{\text{th}}$  observation, then MLCV is a function of the bandwidth  $h$  as given in the following equation [45]:

$$(10) \quad MLCV_h = \sum_{i=1}^n \ln f(y_i, \hat{g}_{-i}(x)).$$

The optimal value of bandwidth is determined based on MLCV in equation (10) that has the largest value.

### 2.3. Local Likelihood Estimator

The local likelihood estimator in regression model of nonparametric was introduced by Tibshirani & Hastie in 1987 [45]. This estimator is to be scatterplot smoothing technique that is extended from a likelihood function of linear model.

The method used to estimate the regression function  $g(x_i)$  at the point  $x_0$  is the local weighted maximum likelihood method, so that the form of the likelihood function at point  $x_0$  which depends on the degree of polynomial  $d$  and bandwidth  $h$  can be written as follows:

$$(11) \quad L(\beta, \alpha, x_0) = \prod_{i=1}^n g(y_i | x_i)^{K_h(x_i - x_0)}$$



Whereas the form of the local likelihood function for the case of the multipredictor variable as an extension of equation (11) can be written in the following equation:

$$(12) \quad L(\underline{\beta}, \alpha, x_{0j}) = \prod_{i=1}^n \left\{ g(y_i | x_i) \prod_{j=1}^p K_{ij}(x_{ij} - x_{0j}) \right\}$$

Because of value  $l(\underline{\beta}, \alpha, x_0)$  will have the same results of  $\ln\{L(\underline{\beta}, \alpha, x_0)\}$  then the equation (12) can be written into the following equation:

$$(13) \quad \ln\{L(\underline{\beta}, \alpha, x_{0j})\} = \ell(\underline{\beta}, \alpha, x_{0j}) = \ln \left\{ \prod_{i=1}^n \left\{ g(y_i | x_i) \prod_{j=1}^p K_{ij}(x_{ij} - x_{0j}) \right\} \right\}$$

Local maximum likelihood estimator  $\hat{\underline{\beta}}$  is obtained by maximizing equation (12) with respect to  $\underline{\beta}$ , that is by differentiating equation (13) with respect to  $\underline{\beta}$  and then its result is equalized to zero.

#### 2.4. Data Source and Analysis Steps

The data that was used for this research is a secondary data of the our interest cases in East Java with percentage of both drug users and contraceptive users recorded in 2016 by the Department of Health of East Java province. The analysis steps in modeling the data of the our interest cases using local linear BMNB regression approach are: (a). testing the correlation between response variables, (b). providing paired data  $(x_{1i}, x_{2i}, y_{1i}, y_{2i})$ ,  $i = 1, 2, \dots, n$  and estimating the parameters of BMNB regression model [42] by using method of weighted maximum likelihood in term of local linear, and (c). using Newton & Raphson method, if the step (b) is not success or fail.

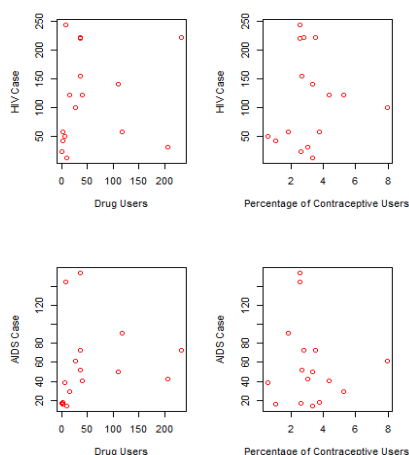
### 3. MAIN RESULTS

Two response variables, namely the our interest cases, resulted in correlation coefficient of 74.7 percent. It brings to the proof that there is high enough correlation between HIV cases and AIDS cases. Therefore, we can use local linear BMNB regression approach to model the our interest

## MODELLING THE NUMBER OF HIV AND AIDS CASES

cases.

Next, plots between two responses and two predictors variables created by using open source software R (OSS-R) is given in Figure 1, where based on the Figure 1 it can be assumed that the drug users and percentage of contraceptive users variables have a pattern of relationship that spreads to the our interest cases or we can claim that it does not follow a particular pattern, so the appropriate approach for modelling our interest cases is local linear MNB regression model approach.



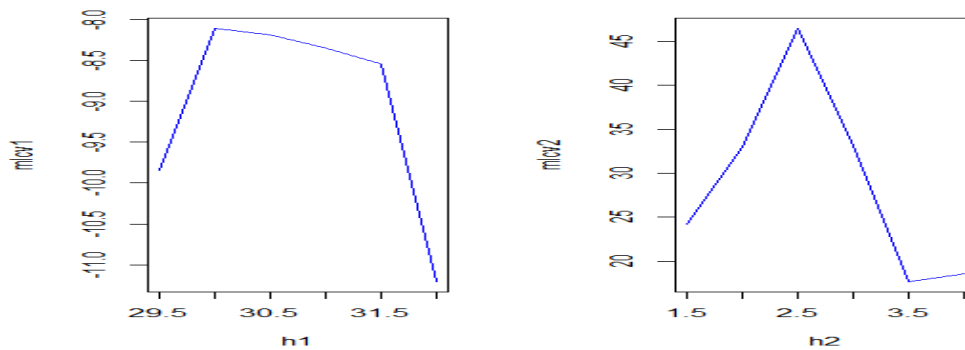
**Figure 1.** Scatter Plot Between Two Responses and Two Predictors Variables

Furthermore, we also get optimal values of bandwidth and MLCV values for drug users and percentage of contraceptive users which are given in Table 1.

**Table 1.** Optimal Bandwidth and MLCV Values.

Drug Users		Percentage Of Contraceptive Users	
Bandwidth ( $h_1$ )	MLCV1	Bandwidth ( $h_2$ )	MLCV2
29.5	-9.847012	1.5	24.19275
30.0	-8.109649	2.0	33.01677
30.5	-8.184970	2.5	46.48032
31.0	-8.351439	3.0	33.11915
31.5	-8.546227	3.5	17.67778
32.0	-11.20330	4.0	18.56345

Hence, the values in Table 1 can be described by plots as given in Figure 2.



**Figure 2.** Plots of MLCV versus Bandwidth for Drug and Contraceptive Users.

From Figure 2, we get that the optimal value of bandwidth for drug users ( $h_1$ ) equals to 30.0 with maximum MLCV value of -8.109649, and the second optimal bandwidth value ( $h_2$ ) is 2.5 with maximum MLCV value of 46.48032. Furthermore, the estimated models have different coefficients depending on the location. For example, the estimated models that obtained in Jombang regency as follows:

$$(14) \quad \hat{\mu}_1 = \exp(5.406 + 0.011(x_1 - 36) - 0.080(x_2 - 9.08)), \quad 6 < x_1 < 66; \quad 6.58 < x_2 < 11.58$$

$$(15) \quad \hat{\mu}_2 = \exp(3.451 + 0.006(x_1 - 36) - 0.135(x_2 - 9.08)), \quad 6 < x_1 < 66; \quad 6.58 < x_2 < 11.58$$

The estimated model in (14) shows that every addition by 10 of drug users, it will result in an increase in the amount cases of HIV 1.116 times than the previous cases, and every one percent increment of contraceptive users, it will result in an increase in the amount cases of HIV 0.923 times than the previous cases. Next, the estimated model in (15) shows that every addition by 10 of drug users, it will result in an increase in the amount cases of AIDS 1.062 times than the previous cases, and every one percent increment of contraceptive users, it will result in an increase in the amount cases of AIDS 0.874 times than the previous cases. As a result, in East Java province, increasing drug users will rise the amount of the our interest cases, and an increasing percentage of contraceptive users will be able to reduce the increasing amount cases

of HIV and AIDS.

Estimated models in equation (14) and (15) were used to predict the our interest cases that occur in certain district/city of East Java province based on drug users and percentage of contraceptive users. As an example, Jombang regency in 2016 had the drug users of 36 and percentage of contraceptive users of 9.08 with 220 HIV cases and 14 AIDS cases. In 2017, drug users in Jombang regency was 46 and percentage of contraceptive users was 10.08%. Thus, in 2017 in Jombang regency, the predicted values were 231 cases for HIV and 30 cases for AIDS. Thus, it can be concluded that HIV cases in Jombang regency changed from 220 cases to 231 cases or the number of HIV cases in 2017 had changed by 1.05 times from those cases in 2016, and AIDS cases in Jombang regency changed from 14 cases to 30 cases or the amount of AIDS case in 2017 has changed by 2.14 times from those cases in 2016.

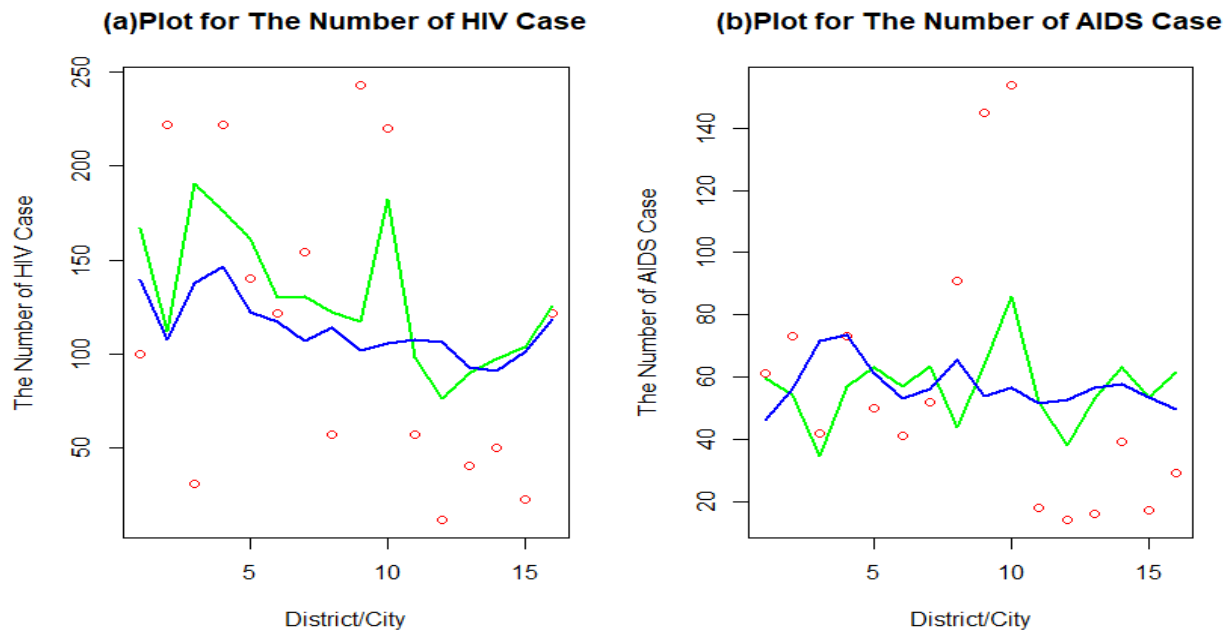
Goodness of fit testing result for estimated model using local linear BMNB regression approach for the our interest cases with the amount of both drug users and percentage of contraceptive users as predictor variables can be determined from the deviance value, that equals to 0.473. This deviance value is less than 37.652 namely value of Chi-square distribution. Hence, the estimated model that we obtained using our proposed approach is suitable. Next, as a comparison, we also use the regression model of parametric approach to estimate the our interest cases. In this process, we obtained the estimation of models as follows:

$$(16) \quad \hat{\mu}_1 = \exp(4.476 + 0.0014x_1 + 0.0532x_2)$$

$$(17) \quad \hat{\mu}_2 = \exp(4.068 + 0.0015x_1 - 0.0351x_2)$$

Also, the deviance value of 4.4822 is obtained by means of the estimated model.

Plots of estimated response variables based on equations (14) and (15) and observations are shown in Figure 3, where the red dots are values of observation, the line in blue is the parametric estimation results, and the line in green is the nonparametric estimation results.



**Figure 3.** Plots of Observation and Estimation Results for Cases of HIV and AIDS.

Figure 3 shows that values of estimation using local linear BMNB nonparametric regression approach (represented by the green line) are closer to values of observation (represented by the red points) than values of estimation using parametric regression approach (represented by the blue line). Furthermore, if we compare values of deviance for testing the goodness of fit between local linear BMNB nonparametric regression approach and parametric regression approach then the deviance value of estimated model using local linear BMNB nonparametric regression approach equals to 0.473 that less than 4.4822 namely the deviance value of estimated model using parametric regression approach. Based on these results, it shows that the use of local linear BMNB regression approach for modeling the our interest cases is better than the use of BNR approach. Also, by adding percentage of contraceptive users as predictor variable into the previous model approach proposed by [46] namely biresponse NBR with only one predictor variable, we have the BMNB regression model with two predictor variables that can improve the goodness of fit significantly because our proposed model approach has deviance value of 0.473 that less than 2.632 namely the deviance value of the previous model approach proposed by [46].

#### **4. CONCLUSIONS**

Based on the values of deviance, for modeling the our interest cases the use of our proposed model approach namely the local linear BMNB regression model approach is better than the use of not only regression model of parametric approach but also the previous model approach proposed by [46]. Every additional number of both drug users and percentage of contraceptive users can increase the number of both HIV and AIDS cases. Therefore, we can use the our proposed model approach for predicting the number of HIV and AIDS cases which occurs in certain district/city in East Java based on the amount of drug users and percentage of contraceptive users.

#### **ACKNOWLEDGMENTS**

This research was funded through the Doctoral Dissertation Research Grant with a contract No. 823/UN3.14/PT/2020. Therefore, the authors thank to the Directorate of Research and Public Service, the Ministry of Education and Culture of the Republic of Indonesia.

#### **CONFLICT OF INTERESTS**

The authors declare that there is no conflict of interests.

#### **REFERENCES**

- [1] M.F. Ngoya, Mengawal Sustainable Development Goals (SDGs); Meluruskan Orientasi Pembangunan yang Berkeadilan, *Sosioreligius*, 1 (2015), 77–88.
- [2] Anonymous, Hari AIDS Sedunia, Momen STOP Penularan HIV: Saya Berani, Saya Sehat, Kementerian Kesehatan Republik Indonesia, pp. 1-13, (2018).
- [3] Anonymous, Profil Kesehatan Jawa Timur 2018, Dinas Kesehatan Provinsi Jawa Timur, 2019.
- [4] I. Ardani, S. Handayani, Stigma terhadap Orang dengan HIV/AIDS (ODHA) sebagai Hambatan Pencarian Pengobatan: Studi Kasus pada Pecandu Narkoba Suntik di Jakarta, *Buletin Penelitian Kesehatan*, 45 (2017), 81–88.
- [5] J.L. Syvertsen, K. Agot, S. Ohaga, et al. Evidence of injection drug use in Kisumu, Kenya: Implications for

- HIV prevention, *Drug Alcohol Depend.* 151 (2015), 262–266.
- [6] M.N.I. Mondal, M. Shitan, Factors affecting the HIV/AIDS epidemic: An ecological analysis of global data, *Afr. Health Sci.* 13 (2013), 301–310.
- [7] L.B. Haddad, C.B. Polis, A.N. Sheth, et al. Contraceptive Methods and Risk of HIV Acquisition or Female-to-Male Transmission, *Curr. HIV/AIDS Rep.* 11 (2014), 447-458.
- [8] J.M. Hilbe, *Negative Binomial Regression*, Cambridge University Press, Cambridge, 2011.
- [9] K. Månsson, On ridge estimators for the negative binomial regression model, *Econ. Model.* 29 (2012), 178–184.
- [10] M.M. Husain, M.S.H. Bagmar, Modeling Under-dispersed Count Data Using Generalized Poisson Regression Approach, *Glob. J. Quant. Sci.* 2 (2015), 22–29.
- [11] T. Hall, A.P. Tarko, Adequacy of negative binomial models for managing safety on rural local roads, *Accid. Anal. Prev.* 128 (2019), 148–158.
- [12] N. Chamidah, M. Rifada, Estimation of Median Growth Curves for Children Up Two Years Old Based on Biresponse Local Linear Estimator, *AIP Conf. Proc.* 1718 (2016), 110001.
- [13] N. Chamidah, Y.S. Yonani, E. Ana, B. Lestari, Identification the Number of Mycobacterium Tuberculosis Based on Sputum Image Using Local Linear Estimator, *Bull. Electric. Eng. Inform.* 9 (2020), 2109–2116.
- [14] N. Chamidah, M. Rifada, Local linear estimator in bi-response semiparametric regression model for estimating median growth chart of children, *Far East J. Math. Sci.* 99 (2016), 1233–1244.
- [15] A. Puspitawati, N. Chamidah, Choroidal Neovascularisation Classification on Fundus Retinal Images Using Local Linear Estimator, *IOP Conf. Ser. Mater. Sci. Eng.* 546 (2019), 052056.
- [16] N. Chamidah, B. Zaman, L. Muniroh, B. Lestari, Designing Local Standard Growth Charts of Children in East Java Province Using a Local Linear Estimator, *Int. J. Innov. Creat. Change*, 13 (2020), 45-67.
- [17] E. Anna, N. Chamidah, P. Andriani, B. Lestari, Modeling of Hypertension Risk Factors Using Local Linear Additive Nonparametric Logistic Regression, *J. Phys.: Conf. Ser.* 1397 (2019), 012067.
- [18] N. Chamidah, K.H. Gusti, E. Tjahjono, B. Lestari, Improving of classification accuracy of cyst and tumor using local polynomial estimator, *TELKOMNIKA (Telecommun. Comput. Electron. Control.)* 17 (2019), 1492.
- [19] B. Lestari, N. Chamidah, T. Saifudin, Estimasi Fungsi Regresi Dalam Model Regresi Nonparametrik Birespon

## MODELLING THE NUMBER OF HIV AND AIDS CASES

- Menggunakan Estimator Smoothing Spline dan Estimator Kernel, *J. Mat. Stat. Komput.* 15 (2019), 20–24.
- [20] A. Islamiyati, Fatmawati, N. Chamidah, Penalized Spline Estimator With Multi-Smoothing Parameters in Bi-Response Multi-Predictor Nonparametric Regression Model For Longitudinal Data, *Songklanakarin J. Sci. Technol.* 42 (2020), 897-909.
- [21] N. Chamidah, B. Lestari, T. Saifudin, Modeling of Blood Pressures Based on Stress Score Using Least Square Spline Estimator in Bi-response Non-parametric Regression, *Int. J. Innov. Creat. Change*, 5 (2019), 1200–1216.
- [22] Fatmawati, I. N. Budiantara, B. Lestari, Comparison of Smoothing and Truncated Spline Estimators in Estimating Blood Pressure Models, *Int. J. Innov. Creat. Change*, 5 (2019), 1177–1199.
- [23] N. Chamidah, T. Saifudin, Estimation of children growth curve based on kernel smoothing in multi-response nonparametric regression, *Appl. Math. Sci.* 7 (2013), 1839–1847.
- [24] N. Chamidah, B. Lestari, Spline Estimator in Homoscedastic Multi-Responses Nonparametric Regression Model in Case of Unbalanced Number of Observations, *Far East J. Math. Sci.* 100 (2016), 1433–1453.
- [25] B. Lestari, D. Anggraeni, T. Saifudin, Estimation of Covariance Matrix Based on Spline Estimator in Homoscedastic Multiresponse Nonparametric Regression Model in Case of Unbalanced Number of Observations, *Far East J. Math. Sci.* 108 (2018), 341–355.
- [26] B. Lestari, Fatmawati, I.N. Budiantara, N. Chamidah, Estimation of Regression Function in Multi-Response Nonparametric Regression Model Using Smoothing Spline and Kernel Estimators, *J. Phys. Conf. Ser.* 1097 (2018), 012091.
- [27] N. Murbarani, Y. Swastika, A. Dwi, B. Aris, N. Chamidah, Modeling of the Percentage of Aids Sufferers in East Java Province With Nonparametric Regression Approach Based on Spline Truncated Estimator, *Indones. J. Stat. Its Appl.* 3 (2019), 139–147.
- [28] N. Chamidah, B. Zaman, L. Muniroh, B. Lestari, Estimation of Median Growth Charts for Height of Children in East Java Province of Indonesia Using Penalized Spline Estimator, *Proc. Glob. Conf. Eng. Appl. Sci. Sapporo, Hokkaido, Japan*, 71618 (2019), pp. 68–78.
- [29] W. Ramadan, N. Chamidah, B. Zaman, L. Muniroh, B. Lestari, Standard Growth Chart of Weight for Height to Determine Wasting Nutritional Status in East Java Based on Semiparametric Least Square Spline Estimator, *IOP Conf. Ser. Mater. Sci. Eng.* 546 (2019), 052063



- [30] B. Lestari, N. Chamidah, Estimating Regression Function of Multi-Response Semiparametric Regression Model Using Smoothing Spline, *J. Southwest Jiaotong Univ.* 55 (2020), 1–9.
- [31] B. Lestari, Fatmawati, I. N. Budiantara, Spline Estimator and Its Asymptotic Properties in Multiresponse Nonparametric Regression Model, *Songklanakarin J. Sci. Technol.* 42 (2020), 533–548.
- [32] B. Lestari, Fatmawati, I. N. Budiantara, N. Chamidah, Smoothing Parameter Selection Method for Multiresponse Nonparametric Regression Model Using Smoothing Spline and Kernel Estimators Approaches, *J. Phys. Conf. Ser.* 1397 (2019), 012064.
- [33] N. Chamidah, B. Lestari, Estimation of Covariance Matrix Using Multi-Response Local Polynomial Estimator for Designing Children Growth Charts: A Theoretically Discussion, *J. Phys. Conf. Ser.* 1397 (2019), 012072.
- [34] N. Chamidah, B. Lestari, A. Massaid, T. Saifudin, Estimating Mean Arterial Pressure Affected By Stress Scores Using Spline Nonparametric Regression Model Approach, *Commun. Math. Biol. Neurosci.* 2020 (2020), Article ID 72.
- [35] J. Shim, C. Hwang, Kernel Poisson regression machine for stochastic claims reserving, *J. Korean Stat. Soc.* 40 (2011), 1–9.
- [36] H. Lian, J. Meng, K. Zhao, Spline estimator for simultaneous variable selection and constant coefficient identification in high-dimensional generalized varying-coefficient models, *J. Multivar. Anal.* 141 (2015), 81–103.
- [37] C.S. Chee, A mixture model-based nonparametric approach to estimating a count distribution, *Comput. Stat. Data Anal.* 109 (2017), 34–44.
- [38] Darnah, M.I. Utoyo, N. Chamidah, Modeling of Maternal Mortality and Infant Mortality Cases in East Kalimantan using Poisson Regression Approach Based on Local Linear Estimator, *IOP Conf. Ser. Earth Environ. Sci.* 243 (2019), 012023.
- [39] E.T. Astuti, I.N. Budiantara, S. Sunaryo, M. Dokhi, Statistical modeling for mortality data using local generalized poisson regression model, *Int. J. Appl. Math. Stat.* 33 (2013), 92–101.
- [40] A. Tohari, N. Chamidah, Fatmawati, Modeling of HIV and AIDS in Indonesia Using Bivariate Negative Binomial Regression, *IOP Conf. Ser. Mater. Sci. Eng.* 546 (2019), 052079.

## MODELLING THE NUMBER OF HIV AND AIDS CASES

- [41] A. Tohari, N. Chamidah, Fatmawati, Modelling of HIV and AIDS Cases in Indonesia Using Bi-response Negative Binomial Regression Approach Based on Local Linear Estimator, *Ann. Biol.* 36 (2020), 215–219.
- [42] A. Tohari, N. Chamidah, Fatmawati, Estimating Model of the number of HIV and AIDS Cases in East Java Using Bi-response Negative Binomial Regression Using Local Linear Estimator Approach, *AIP Conf. Proc.* 2264 (2020), 030003.
- [43] S. Cheon, S.H. Song, B.C. Jung, Tests for independence in a bivariate negative binomial model, *J. Korean Stat. Soc.* 38 (2009), 185–190.
- [44] L. Wasserman, *All of Nonparametric Statistics*, Springer, 2006.
- [45] W. Härdle, M. Müller, S. Sperlich, A. Werwatz, *Nonparametric and Semiparametric Models*, Springer, 2004.
- [46] A. Sharma, U. Lall, D.G. Tarboton, Kernel bandwidth selection for a first order nonparametric streamflow simulation model, *Stoch. Hydrol. Hydraul.* 12 (1998), 33–52.